

# 2016 Alumni Survey



The iSchool at the University of British Columbia






## Introduction

The following online survey was distributed to graduates of the Master of Archival Studies (MAS), Master of Library & Information Studies (MLIS), and Master of Archival Studies/Master of Library & Information Studies (MASLIS) graduates whose degrees were conferred between September 2015 and May 2016.





A total of 88 graduates were eligible to complete the survey, 67 MLIS, 13 MAS, 8 MASLIS. A total of 43 graduates completed the survey for a total response rate of 48.9% (43/88). Of the 43, 32 are MLIS graduates, 6 are MAS graduates, and 5 are MASLIS graduates.

Questions may be directed to the Student Services Coordinator at [ischool.ssc@ubc.ca](mailto:ischool.ssc@ubc.ca), or by telephone at 604-822-2461.




### What degree did you complete at SLAIS?

Answer		Response	%
Master of Archival Studies		6	13.95%
Master of Library & Information Studies		32	74.42%
Joint or Dual MAS/MLIS		5	11.63%
Total		43	100.00%

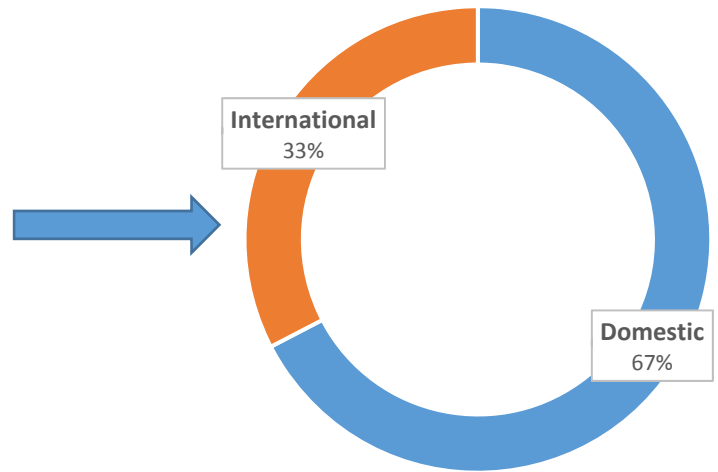
### When was your degree conferred?

Answer		Response	%
September 2015		5	11.63%
November 2015		10	23.26%
February 2016		7	16.28%
May 2016		21	48.84%
Total		43	100.00%

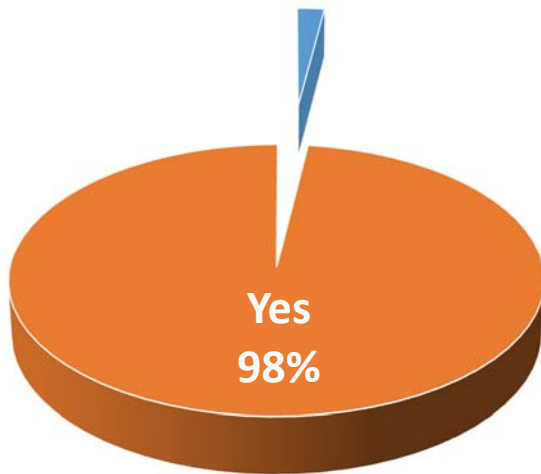
### What is your current age range?

Answer		Response	%
20-29		22	51.16%
30-39		18	41.86%
40-49		3	6.98%
Total		43	100.00%

**Did you attend SLAIS / the iSchool as a domestic or international student?**



**Are you currently employed?**



**Is your employment related to your iSchool degree?**





Yes – 88%  
No – 12%



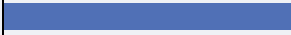


**How many months elapsed between the completion of your degree and your first job placement?**

Answer	Response	%
Zero - I obtained the position before completing my degree	18	42.86%
1-6 months	20	47.62%
7-12 months	3	7.14%
More than 12 months	0	0.00%
I have not received my first job placement	1	2.38%
Total	42	100.00%






### What best describes your work status?

Answer	Bar	Response	%
Employed full-time in a single position		31	73.81%
Employed full-time in multiple positions		4	9.52%
Employed part-time in a single position		2	4.76%
Employed part-time in multiple positions		5	11.90%
Total		42	100.00%

### Did you obtain your full-time position as your first job placement?

Answer	Bar	Response	%
Yes		15	48.39%
No, I worked multiple contract positions prior to obtaining full-time employment		8	25.81%
No		8	25.81%
Total		31	100.00%

### Current Salary

Answer	Bar	Response	%
Less than \$25,000		2	4.88%
\$25,000 - \$49,999		16	39.02%
\$50,000 - \$74,999		20	48.78%
\$75,000 - \$99,999		2	4.88%
\$100,000+		1	2.44%
Total		41	100.00%

## In what type of organization is this position?



Where is this position located?			
Answer	Bar	Response	%
Metro Vancouver		22	52.38%
Lower Mainland (Whistler to Hope)		1	2.38%
Other BC		2	4.76%
Other Canadian province/territory		7	16.67%
Outside Canada		10	23.81%
Total		42	100.00%

Job Titles		
Assistant/Project Archivist	Curatorial/Museum Specialist	Health Records Clerk
Writer and editor	Software Developer	Youth Services Librarian – Newcomer Family Outreach
Information Services and KM Coordinator	Research and Graphics Analyst	Legal Counsel
Teen and Information Services Librarian	Reference Librarian	Corporate Information Analyst
Program Coordinator	Research Librarian	Information Management Analyst
Librarian	Library Fellow	Researcher
Branch Head Librarian	Senior Research Associate	Data Visualization and Analysis Librarian
Office Manager	Learning Resource Manager	Scholarly Communication and Copyright Librarian
Digital Preservation Librarian	Education and Information Services Librarian	Student Services Coordinator

**Job Satisfaction: 7.76/10**

## Resources used to locate job opportunities?



**14.5%**

**SLAIS  
Job Blog**



**15.5%**

**Professional  
Email Lists**



**29%**

**Other Job  
Boards**

AABC  
Libraryjobs.ca  
Monster  
Etc.



**11%**

**Other:**



LinkedIn  
Facebook  
Twitter



**30%**

**Personal  
Networks**

### Are you a member of any professional organizations?

Answer	Bar	Response	%
Yes (please list)		31	73.81%
No		11	26.19%
Total		42	100.00%

#### Professional Organizations:

BCLA	ARMA	ACA	AABC	NSLA	SLA	ACRL	TALL
ARLIS	YAACS	YALSA	ALSC	ASIS&T	VALL	ArchiRED	ILA
CHLA	AAO	HLABC	CAML	OLA	VRA	Librarians w/o borders	Medical Lib. Assoc.
Music Lib. Assoc.							

**Upon Graduation, please rate the level to which you felt prepared for the job market in the following areas:**

<b>Ability to assess the needs of diverse groups of people and respond to those needs through the design and provision of information resources, services and systems:</b>							
<b>Question</b>	<b>1</b>	<b>2</b>	<b>3</b>	<b>4</b>	<b>5</b>	<b>Response</b>	<b>Average Value</b>
Completely unprepared:Fully prepared	-	2	6	22	11	41	<b>4.02</b>

<b>Ability to organize and manage information for effective preservation, discovery, access and use:</b>							
<b>Question</b>	<b>1</b>	<b>2</b>	<b>3</b>	<b>4</b>	<b>5</b>	<b>Response</b>	<b>Average Value</b>
Completely unprepared:Fully prepared	1	4	12	19	5	41	<b>3.56</b>

<b>Ability to apply knowledge of information technology and resources to real world situations:</b>							
<b>Question</b>	<b>1</b>	<b>2</b>	<b>3</b>	<b>4</b>	<b>5</b>	<b>Response</b>	<b>Average Value</b>
Completely unprepared:Fully prepared	2	4	7	18	10	41	<b>3.73</b>

<b>Ability to reflect in a critical and informed manner on the role of information professions in society:</b>							
<b>Question</b>	<b>1</b>	<b>2</b>	<b>3</b>	<b>4</b>	<b>5</b>	<b>Response</b>	<b>Average Value</b>
Completely unprepared:Fully prepared	-	1	1	18	21	41	<b>4.44</b>

<b>Ability to communicate effectively:</b>							
<b>Question</b>	<b>1</b>	<b>2</b>	<b>3</b>	<b>4</b>	<b>5</b>	<b>Response</b>	<b>Average Value</b>
Completely unprepared:Fully prepared	-	1	5	17	18	41	<b>4.27</b>





<b>Ability to be an effective manager:</b>							
<b>Question</b>	<b>1</b>	<b>2</b>	<b>3</b>	<b>4</b>	<b>5</b>	<b>Response</b>	<b>Average Value</b>
Completely unprepared:Fully prepared	3	7	19	8	4	41	<b>3.07</b>

<b>Ability to conduct research and assess information resources:</b>							
<b>Question</b>	<b>1</b>	<b>2</b>	<b>3</b>	<b>4</b>	<b>5</b>	<b>Response</b>	<b>Average Value</b>
Completely unprepared:Fully prepared	-	-	5	20	16	41	<b>4.27</b>








<b>Ability to represent your chosen profession through advocacy initiatives, professional development, teaching, research, etc.:</b>							
<b>Question</b>	<b>1</b>	<b>2</b>	<b>3</b>	<b>4</b>	<b>5</b>	<b>Response</b>	<b>Average Value</b>
Completely unprepared:Fully prepared	-	6	7	21	7	41	<b>3.71</b>



**Continuing or Professional Development Activities participated in since graduation:**

Answer	Bar	Response	%
Participated in a course or workshop		29	87.88%
Delivered a course or workshop		4	12.12%
Attended a work-related conference		17	51.52%
Other continuing education activities		12	36.36%
Total		62	100.00%

**What, if any, of the following activities during your iSchool degree contributed to your career success to date?**

Answer	Bar	Response	%
Co-op		19	48.72%
Professional experience (for credit)		26	66.67%
Employment at SLAIS (such as STA or research assistantship)		6	15.38%
Employment at UBC (such as GAA or student librarian)		23	58.97%
Student leadership (such as LASSA, ACA Student Chapter, ASIS&T Student Chapter)		14	35.90%
Networking with graduates and other professionals during your time as a student		24	61.54%
Internship or practicum (for credit)		13	33.33%
Total		125	100.00%

**Thinking of your education at the iSchool, what areas or topics best prepared you for the positions you have been in since graduation?**

Work experience (9)	Database Design (10)
Group Work (7)	Collection Management (8)
Children's Services (6)	Legal Courses (8)
Management (6)	Information Technology (6)
Cataloguing (3)	Records Management (6)
Research (6)	Archival Theory (6)
Arrangement & Description (2)	Project Management (4)
Communication (3)	Preservation/Digital Preservation (7)
Reference Services (6)	Aboriginal Literature/Material (3)
Public Librarianship (8)	Marketing (3)
Info Design (8)	Info Visualization (2)
Programming (8)	Project Management (4)

**UBC Faculty of Arts Co-op Education related questions:**

Did you apply to and were you accepted into the Arts Co-op program during your time at the iSchool?			
Answer	Bar	Response	%
Yes		26	63.41%
No		15	36.59%
Total		41	100.00%

How many Co-op terms did you complete?			
Answer	Bar	Response	%
0		7	26.92%
1		9	34.62%
2		7	26.92%
3		3	11.54%
Total		26	100.00%

Why did you not do any Co-op terms?			
Answer	Bar	Response	%
Applied for jobs but did not get hired		4	57.14%
Did not see suitable jobs to apply for		4	57.14%
My plans changed		2	28.57%
Found a job outside of co-op		2	28.57%
Other		2	28.57%
Total		14	100.00%

**76%** of students who participated in Co-op felt the training, advising, and work experience gave them a competitive edge when searching for full-time work.

**85%** of students who participated in Co-op would recommend participation in the program